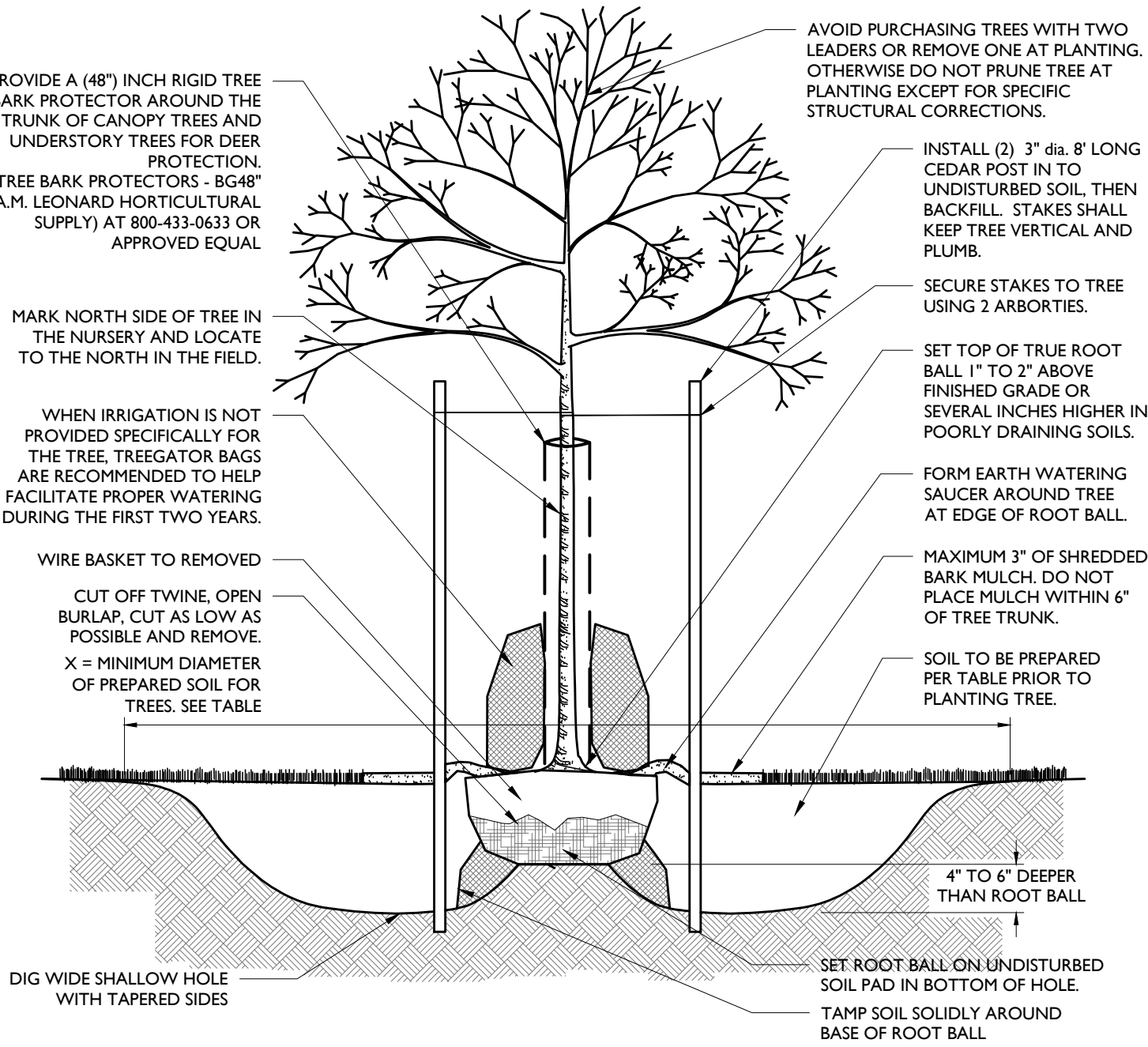




**NOTES:**

- FOR CONTAINER-GROWN TREES, USE FINGERS OR SMALL HAND TOOLS TO PULL THE ROOTS OUT OF THE OUTER LAYER OF POTTING SOIL THEN CUT OR PULL APART ANY ROOTS CIRCLING THE PERIMETER OF THE CONTAINER.
- THOROUGHLY SOAK THE TREE ROOT BALL AND ADJACENT PREPARED SOIL SEVERAL TIMES DURING THE FIRST MONTH AFTER PLANTING AND REGULARLY THROUGHOUT THE FOLLOWING TWO SUMMERS.
- SOIL AMENDMENTS:
  - MODIFY HEAVY CLAY OR SILT SOILS (MORE THAN 40% CLAY OR SILT) BY ADDING COMPOSTED PINE BARK (UP TO 30% BY VOLUME) OR GYPSUM
  - MODIFY EXTREMELY SANDY SOILS (MORE THAN 85% SAND) BY ADDING ORGANIC MATTER AND/OR DRY, SHREDDED CLAY LOAM UP TO 30% OF THE TOTAL MIX

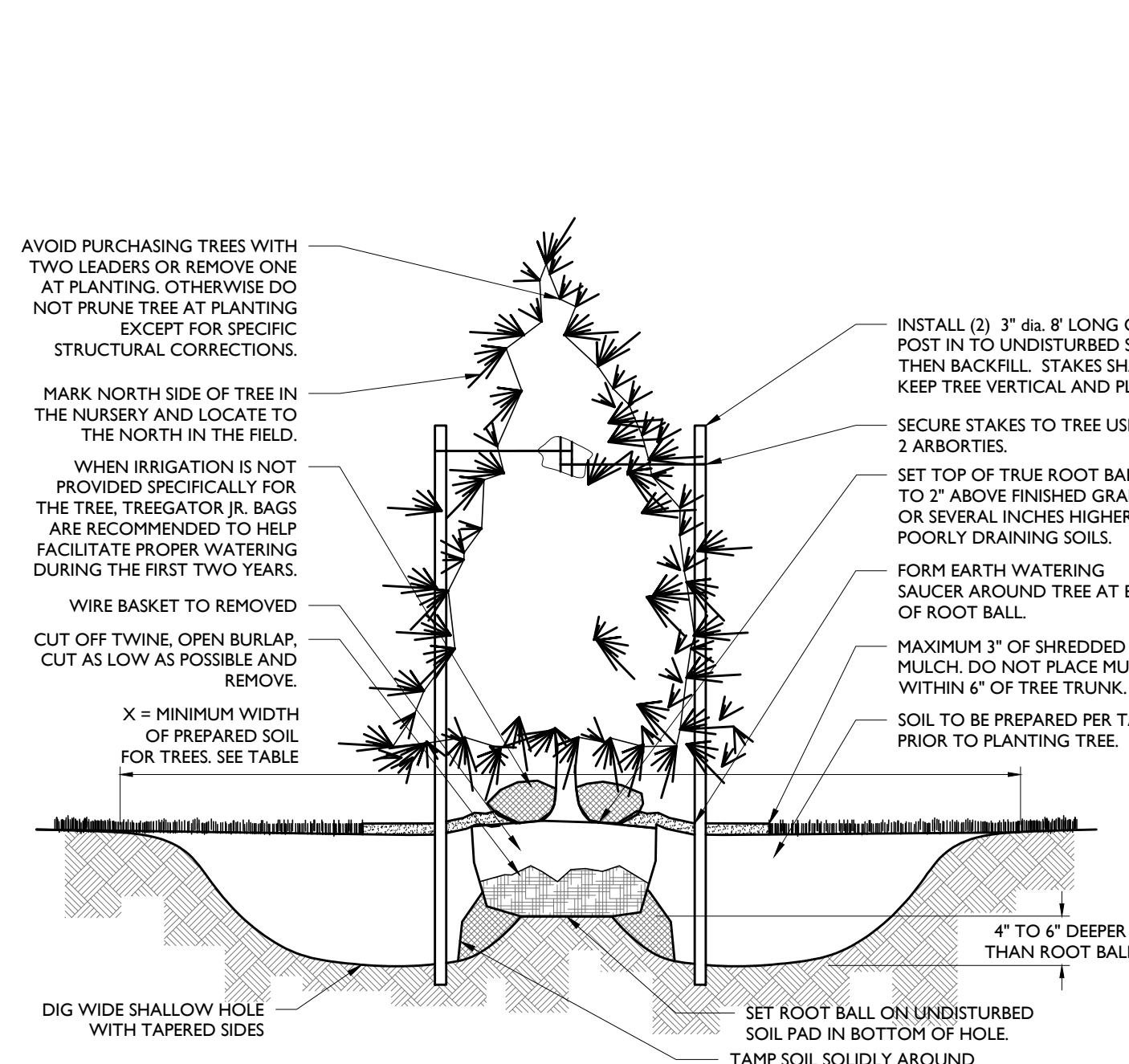


**DECIDUOUS TREE PLANTING DETAIL**

NOT TO SCALE

**NOTES:**

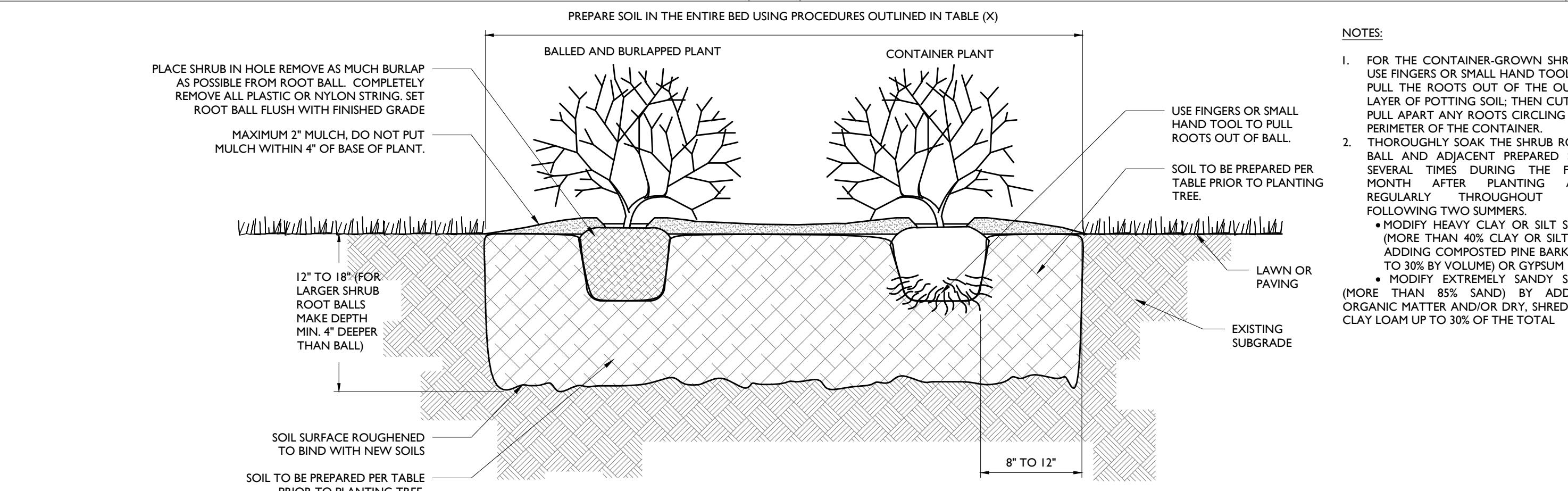
- FOR CONTAINER-GROWN TREES, USE FINGERS OR SMALL HAND TOOLS TO PULL THE ROOTS OUT OF THE OUTER LAYER OF POTTING SOIL THEN CUT OR PULL APART ANY ROOTS CIRCLING THE PERIMETER OF THE CONTAINER.
- THOROUGHLY SOAK THE TREE ROOT BALL AND ADJACENT PREPARED SOIL SEVERAL TIMES DURING THE FIRST MONTH AFTER PLANTING AND REGULARLY THROUGHOUT THE FOLLOWING TWO SUMMERS.
- SOIL AMENDMENTS:
  - MODIFY HEAVY CLAY OR SILT SOILS (MORE THAN 40% CLAY OR SILT) BY ADDING COMPOSTED PINE BARK (UP TO 30% BY VOLUME) OR GYPSUM
  - MODIFY EXTREMELY SANDY SOILS (MORE THAN 85% SAND) BY ADDING ORGANIC MATTER AND/OR DRY, SHREDDED CLAY LOAM UP TO 30% OF THE TOTAL MIX



**CONIFEROUS TREE PLANTING DETAIL**

NOT TO SCALE

2



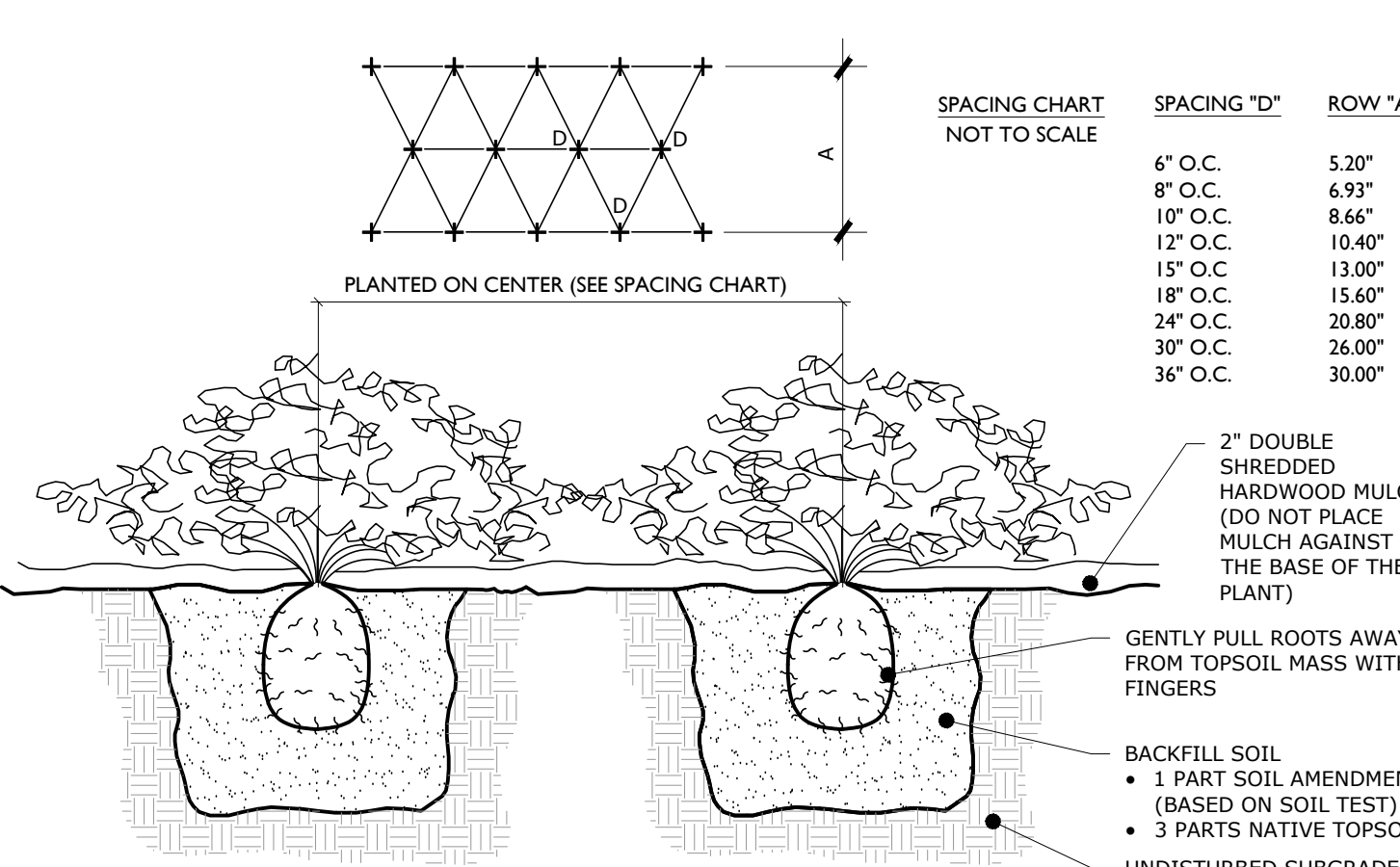
**DECIDUOUS AND EVERGREEN SHRUB PLANTING DETAIL**

NOT TO SCALE

3

**NOTES:**

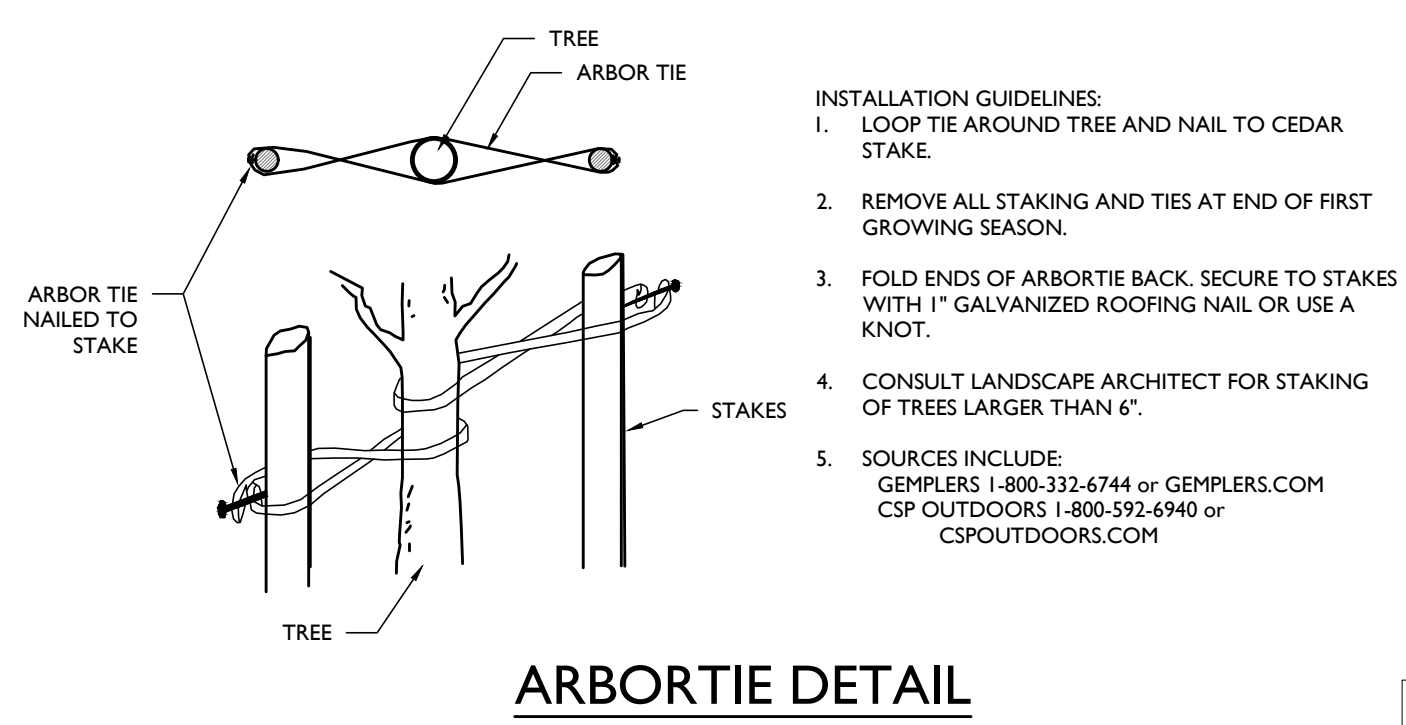
- THOROUGHLY SOAK THE GROUND COVER ROOT BALL AND ADJACENT PREPARED SOIL SEVERAL TIMES DURING THE FIRST MONTH AFTER PLANTING AND REGULARLY THROUGHOUT THE FOLLOWING TWO SUMMERS.
- SOIL AMENDMENTS:
  - MODIFY HEAVY CLAY OR SILT SOILS (MORE THAN 40% CLAY OR SILT) BY ADDING COMPOSTED PINE BARK (UP TO 30% BY VOLUME) OR GYPSUM
  - MODIFY EXTREMELY SANDY SOILS (MORE THAN 85% SAND) BY ADDING ORGANIC MATTER AND/OR DRY, SHREDDED CLAY LOAM UP TO 30% OF THE TOTAL MIX
- ALL GROUND COVER AREAS SHALL BE TREATED WITH A PRE-EMERGENT PER MANUFACTURER'S SPECIFICATIONS



**GROUND COVER/PERENNIAL/ANNUAL PLANTING DETAIL**

NOT TO SCALE

4



**ARBORTIE DETAIL**

NOT TO SCALE

5

**GENERAL LANDSCAPING NOTES:**

- THE LANDSCAPE CONTRACTOR SHALL FURNISH ALL MATERIALS AND PERFORM ALL WORK IN ACCORDANCE WITH THESE SPECIFICATIONS, APPROVED OR FINAL DRAWINGS, AND INSTRUCTIONS PROVIDED BY THE PROJECT LANDSCAPE DESIGNER, MUNICIPAL OFFICIALS, OR OWNER/OWNER'S REPRESENTATIVE. ALL WORK COMPLETED AND MATERIALS FURNISHED AND INSTALLED SHALL BE IN STRICT ACCORDANCE WITH THE SPECIFICATIONS, DRAWINGS, AND INSTRUCTIONS AND EXECUTED WITH THE STANDARD LEVEL OF CARE FOR THE LANDSCAPE INDUSTRY.
- WORK MUST BE CARRIED OUT ONLY DURING WEATHER CONDITIONS FAVORABLE TO LANDSCAPE CONSTRUCTION AND TO THE HEALTH AND WELFARE OF PLANTS. THE SUITABILITY OF SUCH WEATHER CONDITIONS SHALL BE DETERMINED BY THE PROJECT LANDSCAPE DESIGNER OR GOVERNING MUNICIPAL OFFICIAL.
- IT IS THE RESPONSIBILITY OF THE LANDSCAPE CONTRACTOR, BEFORE ORDERING OR PURCHASING MATERIALS, TO PROVIDE SAMPLES OF THOSE MATERIALS TO THE PROJECT LANDSCAPE DESIGNER OR GOVERNING MUNICIPAL OFFICIAL FOR APPROVAL, IF SO REQUESTED.
- IF SAMPLES ARE REQUESTED, THE LANDSCAPE CONTRACTOR IS TO SUBMIT CERTIFICATION TAGS FROM TREES, SHRUBS AND SEED VERIFYING TYPE AND PURITY.
- UNLESS OTHERWISE AUTHORIZED BY THE PROJECT LANDSCAPE DESIGNER OR GOVERNING MUNICIPAL OFFICIAL, THE LANDSCAPE CONTRACTOR SHALL PROVIDE NOTICE AT LEAST FORTY-EIGHT HOURS (48 HRS.) IN ADVANCE OF THE ANTICIPATED DELIVERY DATE OF ANY PLANT MATERIAL TO THE PROJECT SITE. A LEGIBLE COPY OF THE INVOICE, SHOWING VARIETIES AND SIZES OF MATERIALS INCLUDED FOR EACH SHIPMENT SHALL BE FURNISHED TO THE PROJECT LANDSCAPE DESIGNER, OR GOVERNING MUNICIPAL OFFICIAL.
- THE PROJECT LANDSCAPE DESIGNER OR GOVERNING MUNICIPAL OFFICIAL RESERVES THE RIGHT TO INSPECT AND REJECT PLANTS AT ANY TIME AND AT ANY PLACE.

**PROTECTION OF EXISTING VEGETATION NOTES:**

- BEFORE COMMENCING WORK, ALL EXISTING VEGETATION WHICH COULD BE IMPACTED AS A RESULT OF THE PROPOSED CONSTRUCTION ACTIVITIES MUST BE PROTECTED FROM DAMAGE BY THE INSTALLATION OF TREE PROTECTION FENCING. FENCING SHALL BE LOCATED AT THE Drip-LINE OR LIMIT OF DISTURBANCE AS DEPICTED WITHIN THE APPROVED OR FINAL PLAN SET, ESTABLISHING THE TREE PROTECTION ZONE. FENCE INSTALLATION SHALL BE IN ACCORDANCE WITH THE PROVIDED TREE PROTECTION DETAILS. NO WORK MAY BEGIN UNTIL THIS REQUIREMENT IS FULFILLED. THE FENCING SHALL BE INSPECTED REGULARLY BY THE LANDSCAPE CONTRACTOR AND MAINTAINED UNTIL ALL CONSTRUCTION ACTIVITIES HAVE BEEN COMPLETED.
- IN ORDER TO AVOID DAMAGE TO ROOTS, BARK OR LOWER BRANCHES, NO VEHICLE EQUIPMENT, DEBRIS, OR OTHER MATERIALS SHALL BE DRIVEN, PARKED OR PLACED WITHIN THE TREE PROTECTION ZONE. ALL ON-SITE CONTRACTORS SHALL USE ANY AND ALL PRECAUTIONARY MEASURES WHEN PERFORMING WORK AROUND TREES, WALKS, PAVEMENTS, UTILITIES, AND ANY OTHER FEATURES EITHER EXISTING OR PREVIOUSLY INSTALLED UNDER THIS CONTRACT.
- IN RAISED INSTANCES WHERE EXCAVATING, FILL, OR GRADING IS REQUIRED WITHIN THE Drip-LINE OF TREES TO REMAIN, THE WORK SHALL BE PERFORMED AS FOLLOWS:
  - TRENCHING: WHEN TRENCHING OCCURS AROUND TREES TO REMAIN, THE TREE ROOTS SHALL NOT BE CUT, BUT THE TRENCH SHALL BE TUNNELED UNDER OR AROUND THE ROOTS BY CAREFUL HAND DIGGING AND WITHOUT INJURY TO THE ROOTS. NO ROOTS, LIMBS, OR WOODS ARE TO HAVE ANY PAINT OR MATERIAL APPLIED TO ANY SURFACE.
  - RAISING GRADES: WHEN THE GRADE AT AN EXISTING TREE IS BELOW THE NEW FINISHED GRADE, AND FILL NOT EXCEEDING 6 INCHES (6") IS REQUIRED, CLEAN, WASHED GRAVEL FROM ONE TO TWO INCHES (1" - 2") IN SIZE SHALL BE PLACED DIRECTLY AROUND THE TREE TRUNK. THE GRAVEL SHALL EXTEND OUT FROM THE TRUNK ON ALL SIDES A MINIMUM OF 18 INCHES (18") FROM APPROXIMATELY TWO INCHES (2") ABOVE THE FINISHED GRADE AT TREE TRUNK. GRAVEL BEFORE ANY EARTH FILL IS PLACED. NEW EARTH FILL SHALL NOT BE LEFT IN CONTACT WITH THE TRUNK OF ANY TREE REQUIRING FILL. WHERE FILL EXCEEDING 6 INCHES (6") IS REQUIRED, A DRY LAID TREE WELL SHALL BE CONSTRUCTED. IF APPLICABLE, TREE WELL INSTALLATION SHALL BE IN ACCORDANCE WITH THE PROVIDED "TREE WELL DETAIL."
  - LOWERING GRADES: EXISTING TREES LOCATED IN AREAS WHERE THE NEW FINISHED GRADE IS TO BE LOWERED, SHALL HAVE RE-GRADING WORK DONE BY HAND TO THE INDICATED ELEVATION, NO GREATER THAN SIX INCHES (6"). ROOTS SHALL BE CUT CLEANLY THREE INCHES (3") BELOW FINISHED GRADE UNDER THE DIRECTION OF A LICENSED ARBORIST. WHERE CUT EXCEEDING 6 INCHES (6") IS REQUIRED, A DRY LAID RETAINING WALL SHALL BE CONSTRUCTED. IF APPLICABLE, THE RETAINING WALL INSTALLATION SHALL BE IN ACCORDANCE WITH THE PROVIDED "TREE RETAINING WALL DETAIL."

**SOIL PREPARATION AND MULCH NOTES:**

- LANDSCAPE CONTRACTOR SHALL OBTAIN A SOIL TEST OF THE IN-SITU TOPSOIL BY A CERTIFIED SOIL LABORATORY PRIOR TO PLANTING. LANDSCAPE CONTRACTOR SHALL ALLOW FOR A TWO WEEK TURNAROUND TIME FROM SUBMITTAL OF SAMPLE TO NOTIFICATION OF RESULTS.
- BASED ON SOIL TEST RESULTS, ADJUST THE RATES OF LIME AND FERTILIZER THAT SHALL BE MIXED INTO THE TOP SIX INCHES (6") OF TOPSOIL. THE LIME AND FERTILIZER RATES PROVIDED WITHIN THE "SOIL SPECIFICATION" OR "SOIL SPECIFICATION" IS APPROXIMATE AND FOR BIDDING PURPOSES ONLY. IF ADDITIONAL AMENDMENTS ARE NECESSARY, ADJUST THE TOPSOIL AS FOLLOWS:
  - MODIFY HEAVY CLAY OR SILT SOILS (MORE THAN 40% CLAY OR SILT) BY ADDING COMPOSTED PINE BARK (UP TO 30% BY VOLUME) OR GYPSUM
  - MODIFY EXTREMELY SANDY SOILS (MORE THAN 85% SAND) BY ADDING ORGANIC MATTER AND/OR DRY, SHREDDED CLAY LOAM UP TO 30% OF THE TOTAL MIX
- TOPSOIL SHALL BE FERTILE, FRIABLE, NATURAL, TOPSOIL OF LOAMING CHARACTER, WITHOUT ADMIXTURE OF SUBSOIL MATERIAL OBTAINED FROM A VULCANIZED AREA, FREE FROM ALL CLAY, LUMPS, COARSE SAND, STONES, PEBBLES, STICKS, AND OTHER FOREIGN MATERIAL GREATER THAN ONE INCH (1").
- TOPSOIL SHALL HAVE A PH RANGE OF 5.0-7.0 AND SHALL NOT CONTAIN LESS THAN 6% ORGANIC MATTER BY WEIGHT.
- OBTAIN TOPSOIL ONLY FROM LOCAL SOURCES OR FROM AREAS HAVING SIMILAR SOIL CHARACTERISTICS TO THAT FOUND AT THE PROJECT SITE.
- CONTRACTOR SHALL PROVIDE A SIX INCH (6") DEEP LAYER OF TOPSOIL IN ALL PLANTING AREAS. TOPSOIL SHALL BE SPREAD OVER A PREPARED SURFACE IN A UNIFORM LAYER TO ACHIEVE THE DESIRED COMPACTED THICKNESS. THE SPREADING OF TOPSOIL SHALL NOT BE CONDUCTED UNDER MUDDY OR FROZEN SOIL CONDITIONS.
- UNLESS OTHERWISE NOTED IN THE CONTRACT, THE LANDSCAPE CONTRACTOR SHALL BE RESPONSIBLE FOR THE INSTALLATION OF TOPSOIL AND THE ESTABLISHMENT OF FINE GRADING WITHIN THE DISTURBED AREA OF THE SITE.
- LANDSCAPE CONTRACTOR SHALL VERIFY THAT THE SUB-GRADE ELEVATION MEETS THE FINISHED GRADE ELEVATION (LESS THE REQUIRED TOPSOIL), IN ACCORDANCE WITH THE APPROVED OR FINAL GRADING PLAN.
- ALL LAWN AND PLANTING AREAS SHALL BE GRADED TO A SMOOTH, EVEN AND UNIFORM PLANE WITH NO ABRUPT CHANGE OF SURFACE AS DEPICTED WITHIN THE APPROVED OR FINAL CONSTRUCTION SET UNLESS OTHERWISE DIRECTED BY THE PROJECT LANDSCAPE DESIGNER OR MUNICIPAL OFFICIAL.
- THE CONTRACTOR SHALL BE RESPONSIBLE FOR PROPER SURFACE AND SUBSURFACE PLANT BED DRAINAGE PRIOR TO THE INSTALLATION OF PLANTINGS. IF POOR DRAINAGE CONDITIONS EXIST, CORRECTIVE ACTION SHALL BE TAKEN PRIOR TO INSTALLATION. ALL PLANTING AND LAWN AREAS SHALL BE GRADED AND MAINTAINED TO ALLOW A FREE FLOW OF SURFACE WATER.
- DOUBLE SHREDDED HARDWOOD MULCH OR APPROVED EQUAL SHALL BE USED AS A THREE INCH (3") TOP DRESSING IN ALL SHRUB PLANTING BEDS AND AROUND ALL TREES PLANTED BY LANDSCAPE CONTRACTOR, GROUND COVER, PERENNIAL, AND ANNUAL PLANTING BEDS SHALL BE MULCHED WITH A TWO INCH (2") TOP DRESSING. SINGLE TREES OR SHRUBS SHALL BE MULCHED TO AVOID CONTACT WITH TRUNK OR PLANT STEM. MULCH SHALL BE OF SUFFICIENT CHARACTER AS NOT TO BE EASILY DISPLACED BY WIND OR WATER RUNOFF.
- WHENEVER POSSIBLE, THE SOIL PREPARATION AREA SHALL BE CONNECTED FROM PLANTING TO PLANTING.
- SOIL SHALL BE LOOSENED WITH A BACKHOE OR OTHER LARGE COARSE-TILING EQUIPMENT UNLESS THE SOIL IS FROZEN OR EXCESSIVELY WET. TILING THAT PRODUCES LARGE COARSE CHUNKS OF SOIL IS PREFERABLE TO TILING THAT RESULTS IN FINE GRAINS UNIFORM IN TEXTURE. AFTER THE AREA IS LOOSENED IT SHALL NOT BE DRIVEN OVER BY ANY VEHICLE.
- APPLY PRE-EMERGENT WEED CONTROL TO ALL PLANT BEDS PRIOR TO MULCHING. ENSURE COMPATIBILITY BETWEEN PRODUCT AND PLANT MATERIAL.
- ALL PLANTING SOIL SHALL BE AMENDED WITH THE FOLLOWING:

- MYCORB® TREE SAVER** - A DRY GRANULAR MYCORRHIZAL FUNGI INOCULANT THAT IS MIXED IN THE BACKFILL WHEN PLANTING TREES AND SHRUBS. IT CONTAINS SPORES OF BOTH ECTOMYCORRHIZAL AND VA MYCORRHIZAL FUNGI (VAM), BENEFICIAL RHIZOSPHERE BACTERIA, TERRA-SORB SUPERABSORBENT HYDROGEL TO REDUCE WATER LEACHING, AND SELECTED ORGANIC MICROBIAL NUTRIENTS.
- DIRECTIONS FOR USE: USE 3-OZ PER EACH FOOT DIAMETER OF THE ROOT BALL OR 3-OZ PER INCH CALIPER. MIX INTO THE BACKFILL WHEN TRANSPLANTING TREES AND SHRUBS. MIX PRODUCT IN A RING-SHAPED VOLUME OF SOIL AROUND THE UPPER PORTION OF THE ROOT BALL, EXTENDING FROM THE SOIL SURFACE TO A DEPTH OF ABOUT 8 INCHES, AND EXTENDING OUT FROM THE TRUNK ABOUT 8 INCHES INTO THE BACKFILL. APPLY WATER TO SOIL SATURATION.
  - MYCORB® TREE SAVERS IS EFFECTIVE FOR ALL TREE AND SHRUB SPECIES EXCEPT RHODODENDRONS, AZALEAS, AND MOUNTAIN LAUREL, WHICH REQUIRE ERICOID MYCORRHIZAE.
  - SOIL PH: THE FUNGI IN THIS PRODUCT WERE CHOSEN BASED ON THEIR ABILITY TO SURVIVE AND COLONIZE PLANT ROOTS IN A PH RANGE OF 3 TO 9.
  - FUNGICIDES: THE USE OF CERTAIN FUNGICIDES CAN HAVE A DETRIMENTAL EFFECT ON THE INOCULATION PROGRAM. SOIL APPLICATION OF ANY FUNGICIDE IS NOT RECOMMENDED FOR TWO WEEKS AFTER APPLICATION.
  - OTHER PESTICIDES: HERBICIDES AND INSECTICIDES DO NOT NORMALLY INTERFERE WITH MYCORRHIZAL FUNGAL DEVELOPMENT, BUT MAY INHIBIT THE GROWTH OF SOME TREE AND SHRUB SPECIES IF NOT USED PROPERLY.

- HEALTHY START MACRO TABS 12-8-8**
- FERTILIZER TABLETS ARE PLACED IN THE UPPER 4 INCHES OF BACKFILL SOIL WHEN PLANTING TREES AND SHRUBS.
  - TABLETS ARE FORMULATED FOR SLOW RELEASE NUTRIENT DELIVERY AND LAST UP TO 2 YEARS AFTER PLANTING. TABLETS CONTAIN 12.8% NPK FERTILIZER, AS WELL AS A MINIMUM OF SEVEN PERCENT (7%) HUMIC ACID BY WEIGHT, MICROBIAL NUTRIENTS DERIVED FROM SEA KELP, PROTEIN BYPRODUCTS, AND YUCCA SCHIDIGERA, AND A COMPONENT OF BENEFICIAL RHIZOSPHERE BACTERIA. THE STANDARD 21 GRAM TABLET IS SPECIFIED HERE. DIRECTIONS FOR USE: FOR PLANTING BALLED & BURLAPPED (B&B) TREES AND SHRUBS, MEASURE THE THICKNESS OF THE TRUNK, AND USE ABOUT 1 TABLET (21-G) PER HALF-INCH. PLACE THE TABLETS DIRECTLY NEXT TO THE ROOT BALL, EVENLY DISTRIBUTED AROUND ITS PERIMETER, AT A DEPTH OF ABOUT 4 INCHES.

SIZE AT PLANTING	IRRIGATION FOR VITALITY	IRRIGATION FOR SURVIVAL
< 2" CALIPER	DAILY FOR TWO WEEKS, EVERY OTHER DAY FOR TWO MONTHS, WEEKLY UNTIL ESTABLISHED	TWO TO THREE TIMES WEEKLY FOR TWO TO THREE MONTHS
2"-4 CALIPER	DAILY FOR ONE MONTH, EVERY OTHER DAY FOR THREE MONTHS, WEEKLY UNTIL ESTABLISHED	TWO TO THREE TIMES WEEKLY FOR THREE TO FOUR MONTHS
4"-6" CALIPER	DAILY FOR SIX WEEKS, EVERY OTHER DAY FOR FIVE MONTHS, WEEKLY UNTIL ESTABLISHED	TWICE WEEKLY FOR FOUR TO FIVE MONTHS

- TABLE NOTES:**
- AT EACH IRRIGATION APPLY TWO TO THREE GALLONS PER INCH TRUNK CALIPER TO THE ROOT BALL SURFACE. APPLY IT IN A MANNER SO ALL WATER SOAKS THE ENTIRE ROOT BALL, DO NOT WATER IF ROOT BALL IS WET/SATURATED ON THE IRRIGATION DAY.
  - WHEN IRRIGATING FOR VITALITY, DELETE DAILY IRRIGATION WHEN PLANTING IN WINTER OR WHEN PLANTING IN COOL CLIMATES. ESTABLISHMENT TAKES THREE TO FOUR MONTHS PER INCH TRUNK CALIPER, NEVER APPLY IRRIGATION IF THE SOIL IS SATURATED.
  - WHEN IRRIGATING FOR SURVIVAL, TREES TAKE MUCH LONGER TO ESTABLISH THAN REGULARLY IRRIGATED TREES. IRRIGATION MAY BE REQUIRED IN THE NORMAL HOT, DRY PORTIONS OF THE FOLLOWING YEAR.

**PLANT QUALITY AND HANDLING NOTES:**

- ALL PLANT MATERIAL SHALL CONFORM TO THE AMERICAN STANDARD FOR NURSERY STOCK (ANSI Z601-2004) OR LATEST REVISION AS PUBLISHED BY THE AMERICAN NURSERY AND LANDSCAPE ASSOCIATION.
- IN ALL CASES, BOTANICAL NAMES LISTED WITHIN THE APPROVED OR FINAL PLANT LIST SHALL TAKE PRECEDENCE OVER COMMON NAMES.
- ALL PLANTS SHALL BE OF SELECTED SPECIMEN QUALITY, EXCEPTIONALLY HEAVY, TIGHTLY KNIT, SO TRAINED OR FAVORED IN THEIR DEVELOPMENT AND APPEARANCE AS TO BE SUPERIOR IN FORM, NUMBER OF BRANCHES, COMPACTNESS AND SYMMETRY. ALL PLANTS SHALL HAVE A NORMAL HABIT OR SOUND, HEALTHY, VIGOROUS PLANTS WITH WELL DEVELOPED ROOT SYSTEM. PLANTS SHALL BE FREE OF DISEASE, INSECT PESTS, EGGS OR LARVAE.
- PLANTS SHALL NOT BE PRUNED BEFORE DELIVERY. TREES WITH ABRASION OF THE BARK, SUNSCALDS, DISFIGURING KNOTS OR FRESH CUTS OF LIMBS OVER ONE AND ONE-FOURTH INCHES (1-1/4") WHICH HAVE NOT COMPLETELY CALLOUSED SHALL BE REJECTED.
- ALL PLANTS SHALL BE TYPICAL OF THEIR SPECIES OR VARIETY AND SHALL HAVE A NORMAL HABIT OF GROWTH AND BE LEGIBLY TAGGED WITH THE PROPER NAME AND SIZE.
- THE ROOT SYSTEM OF EACH PLANT SHALL BE WELL PROVIDED WITH FIBROUS ROOTS. ALL PARTS SHALL BE SOUND, HEALTHY, VIGOROUS, WELL-BRANCHED AND DENSELY FOLIATED WHEN IN LEAF.
- ALL PLANTS SHALL BE WELL PROVIDED WITH BURLAP (B&B) MUST BE MOVED WITH THE ROOT SYSTEM AS SOLID UNITS WITH BALLS OF EARTH FIRMLY WRAPPED WITH BURLAP. THE DIAMETER AND DEPTH OF THE BALLS OF EARTH MUST BE SUFFICIENT TO ENCOMPASS THE FIBROUS ROOT FEEDING SYSTEMS NECESSARY FOR THE HEALTHY DEVELOPMENT OF THE PLANT. NO PLANT SHALL BE ACCEPTED WHEN THE BALL OF EARTH SURROUNDING ITS ROOTS HAS BEEN BADLY CRACKED OR BROKEN PREPARATORY TO OR DURING THE PROCESS OF PLANTING. THE BALLS SHALL REMAIN INTACT DURING ALL OPERATIONS. ALL PLANTS THAT CANNOT BE PLANTED AT ONCE MUST BE HELED-IN BY SETTING IN THE GROUND AND COVERING THE BALLS WITH SOIL OR MULCH AND THEN WATERING. HEMP BURLAP AND TWINE IS PREFERABLE TO TREATED. IF TREATED BURLAP IS USED, ALL TWINE IS TO BE CUT FROM AROUND THE TRUNK AND ALL BURLAP IS TO BE REMOVED.
- PLANTS TRANSPORTED TO THE PROJECT IN OPEN VEHICLES SHALL BE COVERED WITH TARPS OR OTHER SUITABLE COVERS SECURELY FASTENED TO THE BODY OF THE VEHICLE TO PREVENT INJURY TO THE PLANTS. CLOSED VEHICLES SHALL BE ADEQUATELY VENTILATED TO PREVENT OVERHEATING OF THE PLANTS. EVIDENCE OF INADEQUATE PROTECTION FOLLOWING DIGGING, CARELESSNESS WHILE IN TRANSIT, OR IMPROPER HANDLING OR STORAGE SHALL BE CAUSE FOR REJECTION OF PLANT MATERIAL. ALL PLANTS SHALL BE KEPT MOIST, FRESH, AND PROTECTED. SUCH PROTECTION SHALL ENCOMPASS THE ENTIRE PERIOD DURING WHICH THE PLANTS ARE IN TRANSIT, BEING HANDLED, OR ARE IN TEMPORARY STORAGE.
- ALL PLANT MATERIAL SHALL BE INSTALLED IN ACCORDANCE WITH THE CORRESPONDING LANDSCAPE PLAN AND PLANTING SPECIFICATIONS.
- LANDSCAPE CONTRACTOR SHALL MAKE BEST EFFORT TO INSTALL PLANTINGS ON THE SAME DAY AS DELIVERY. IF PLANTS ARE NOT PLANTED IMMEDIATELY ON SITE, PROPER CARE SHALL BE TAKEN TO PLACE THE PLANTINGS IN PARTIAL SHADE WHEN POSSIBLE. THE ROOT BALL SHALL BE KEPT MOIST AT ALL TIME AND COVERED WITH MOISTENED MULCH OR AGED COMPOST. PROPER IRRIGATION SHALL BE SUPPLIED SO AS TO NOT ALLOW THE ROOT BALL TO DRY OUT. PLANTINGS SHALL BE UNTIED AND PROPER SPACING SHALL BE ALLOTTED FOR AIR CIRCULATION AND TO PREVENT DISEASE, WILTING, AND LEAF LOSS. PLANTS THAT REMAIN UNPLANTED FOR A PERIOD OF TIME GREATER THAN THREE (3) DAYS SHALL BE HELED IN WITH TOPSOIL OR MULCH AND WATERED AS REQUIRED TO PRESERVE ROOT MOISTURE.
- NO PLANT MATERIAL SHALL BE PLANTED IN MUDDY OR FROZEN SOIL.
- PLANTS WITH INJURED ROOTS OR BRANCHES SHALL BE PRUNED PRIOR TO PLANTING UTILIZING CLEAN, SHARP TOOLS. ONLY DISEASED OR INJURED PLANTS SHALL BE REMOVED.
- IF ROCKS OR OTHER UNDERGROUND OBSTRUCTION IS ENCOUNTERED, THE LANDSCAPE DESIGNER RESERVES THE RIGHT TO REMOVE OR ENLARGE PLANTING HOLES TO AVOID OBSTRUCTION.
- IF PLANTS ARE PROPOSED WITHIN SIGHT TRIANGLES, TREES SHALL BE LIMBED AND MAINTAINED TO A HEIGHT OF EIGHT FEET (8') ABOVE GRADE, AND SHRUBS, GROUND COVER, PERENNIALS, AND ANNUALS SHALL BE MAINTAINED TO A HEIGHT NOT TO EXCEED TWO FEET (2') ABOVE GRADE UNLESS OTHERWISE NOTED OR SPECIFIED BY THE GOVERNING MUNICIPALITY OR AGENCY.
- INSTALLATION SHALL OCCUR DURING THE FOLLOWING SEASONS:
  - PLANTS (MARCH 15 - JUNE 15 OR SEPTEMBER 1 - DECEMBER 1)
  - THE FOLLOWING TREES ARE SUSCEPTIBLE TO TRANSPORT SHOCK AND SHALL NOT BE PLANTED DURING THE FALL SEASON (STARTING SEPTEMBER 15):
    - ABIES COLORADO
    - ACER BUEBERIANUM
    - ACER BURSERIANUM
    - ACER RUBRUM
    - ACER SACCHARINUM
    - BETULA VARIETIES
    - CARPINUS VARIETIES
    - CEDRUS DEODARA
    - CELTIS VARIETIES
    - CERCIDIPHYLLUM VARIETIES
    - CORNUS VARIETIES
    - CRATAEGUS VARIETIES
    - CORNUS VARIETIES
    - CRATAEGUS VARIETIES
    - NYSSA SYLVATICA
  - OSTRYA VIRGINIANA
  - PINUS NIGRA
  - PLATANUS VARIETIES
  - POPULUS VARIETIES
  - PRUNUS VARIETIES
  - PYRUS VARIETIES
  - QUERCUS VARIETIES (NOT Q. PALUSTRIS)
  - SALIX WEEPING VARIETIES
  - SORBUS VARIETIES
  - TAXODIUM VARIETIES
  - TAXUS & BRACHYDENDRONS
  - TILIA TOMENTOSA VARIETIES
  - ULMUS PARVIFOLIA VARIETIES
  - ZELKOVA VARIETIES
- IF A PROPOSED PLANT IS UNATTAINABLE OR ON THE FINAL DIGGING HAZARD LIST, AN EQUIVALENT SPECIES OF THE SAME SIZE MAY BE REQUESTED FOR SUBSTITUTION OF THE ORIGINAL PLANT. ALL SUBSTITUTIONS SHALL BE APPROVED BY THE PROJECT LANDSCAPE DESIGNER OR MUNICIPAL OFFICIAL PRIOR TO ORDERING AND INSTALLATION.
- DURING THE COURSE OF CONSTRUCTION/PLANT INSTALLATION, EXCESS AND WASTE MATERIALS SHALL BE CONTINUOUSLY AND PROMPTLY REMOVED AT THE END OF EACH WORK DAY. ALL DEBRIS, MATERIALS, AND TOOLS SHALL BE PROPERLY STORED, STOCKPILED OR DISPOSED OF AND ALL PAVED AREAS SHALL BE CLEANED.
- THE LANDSCAPE CONTRACTOR SHALL DISPOSE OF ALL RUBBISH AND EXCESS SOIL AT HIS EXPENSE TO AN OFF-SITE LOCATION AS APPROVED BY THE LOCAL MUNICIPALITY.
- A 90-DAY MAINTENANCE PERIOD SHALL BEGIN IMMEDIATELY AFTER ALL PLANTS HAVE BEEN SATISFACTORILY INSTALLED.
- MAINTENANCE SHALL INCLUDE BUT NOT BE LIMITED TO, REPLACING MULCH THAT HAS BEEN DISPLACED BY EROSION OR OTHER MEANS, REPAIRING AND RESHAPING WATER RINGS OR SAUCERS, MAINTAINING STAKES AND GUYNS IF ORIGINALLY REQUIRED, WATERING WHEN NEEDED OR DIRECTED, WEEDING, PRUNING, SPRAYING, FERTILIZING, MOWING THE LAWN, AND PERFORMING ANY OTHER WORK REQUIRED TO KEEP THE PLANTS IN A HEALTHY CONDITION.
- MOW ALL GRASS AREAS AT REGULAR INTERVALS TO KEEP THE GRASS HEIGHT FROM EXCEEDING THREE INCHES (3"). MOWING SHALL BE PERFORMED ONLY WHEN GRASS IS DRY. MOWER BLADE SHALL BE SET TO REMOVE NO MORE THAN ONE THIRD (1/3) OF THE GRASS LENGTH, WHEN THE AMOUNT OF GRASS IS HEAVY, IT SHALL BE REMOVED TO PREVENT DIRECTION OF THE UNDERLYING TURF. MOW GRASS AREAS IN SUCH A MANNER AS TO PREVENT CLIPPINGS FROM BLOWING ON PAVED AREAS, AND SIDEWALKS. CLEANUP AFTER MOWING SHALL INCLUDE SWEEPING OR BLOWING OF PAVED AREAS AND SIDEWALKS TO CLEAR THEM FROM MOWING DEBRIS.
- GRASSED AREAS DAMAGED DURING THE PROCESS OF THE WORK SHALL BE THE RESPONSIBILITY OF THE CONTRACTOR, WHO SHALL RESTORE THE DISTURBED AREAS TO A CONDITION SATISFACTORY TO THE PROJECT LANDSCAPE DESIGNER, MUNICIPAL OFFICIAL, OR OWNER/OWNER'S REPRESENTATIVE. THIS MAY INCLUDE FILLING TO GRADE, FERTILIZING, SEEDING, AND MULCHING.
- SHOULD THE OWNER REQUIRE MAINTENANCE BEYOND THE STANDARD 90-DAY MAINTENANCE PERIOD, A SEPARATE CONTRACT SHALL BE ESTABLISHED.
- LANDSCAPE CONTRACTOR SHALL WATER NEW PLANTINGS FROM TIME OF INSTALL AND THROUGHOUT REQUIRED 90-DAY MAINTENANCE PERIOD UNTIL PLANTS ARE ESTABLISHED. IF ON-SITE WATER IS NOT AVAILABLE AT THE PROJECT LOCATION, THE LANDSCAPE CONTRACTOR SHALL FURNISH BY MEANS OF A WATERING TRUCK OR OTHER ACCEPTABLE MEANS.
- THE QUANTITY OF WATER APPLIED AT ONE TIME SHALL BE SUFFICIENT TO PENETRATE THE SOIL TO A MINIMUM OF EIGHT INCHES (8") IN SHRUB BEDS AND SIX INCHES (6") IN TURF AREAS AT A RATE WHICH WILL PREVENT SATURATION OF THE SOIL.
- IF AN AUTOMATIC IRRIGATION SYSTEM HAS BEEN INSTALLED, IT CAN BE USED FOR WATERING PLANT MATERIAL. HOWEVER, FAILURE OF THE SYSTEM DOES NOT ELIMINATE THE LANDSCAPE CONTRACTOR'S RESPONSIBILITY OF PLANT HEALTH AND ESTABLISHMENT.

**PLANT MATERIAL GUARANTEE NOTES:**

- THE LANDSCAPE CONTRACTOR SHALL GUARANTEE ALL PLANT MATERIAL FOR A PERIOD OF ONE YEAR (1 YR.) FROM APPROVAL OF LANDSCAPE INSTALLATION BY THE PROJECT LANDSCAPE DESIGNER, MUNICIPAL OFFICIAL, OR OWNER/OWNER'S REPRESENTATIVE.
- THE LANDSCAPE CONTRACTOR SHALL REMOVE AND REPLACE DYING, DEAD, OR DEFECTIVE PLANT MATERIAL AT HIS EXPENSE. THE LANDSCAPE CONTRACTOR SHALL ALSO BE RESPONSIBLE FOR ANY DAMAGES CAUSED BY HIS COMPANY'S OPERATIONS.
- ALL REPLACEMENT PLANTS SHALL BE OF THE SAME SPECIES AND SIZE AS SPECIFIED ON THE APPROVED OR FINAL PLANT LIST. REPLACEMENTS RESULTING FROM REMOVAL, LOSS, OR DAMAGE DUE TO OCCUPANCY OF THE PROJECT IN ANY PART, VANDALISM, PHYSICAL DAMAGE BY ANIMALS, VEHICLES, ETC., AND LOSSES DUE TO CURTAILMENT OF WATER BY LOCAL AUTHORITIES SHALL BE APPROVED AND PAID FOR BY THE OWNER.
- THE CONTRACTOR SHALL INSTRUCT THE OWNER AS TO THE PROPER CARE AND MAINTENANCE OF ALL PLANTINGS.

**LAWN (SEED OR SOD) NOTES:**

- SEED MIXTURE SHALL BE FRESH, CLEAN, NEW CROP SEED. SOD SHALL BE STRONGLY ROOTED, UNIFORM IN THICKNESS, AND FREE OF WEEDS, DISEASE, AND PESTS.
- SEED OR SOD SHALL BE PURCHASED FROM A RECOGNIZED DISTRIBUTOR AND SHALL BE COMPOSED OF THE MIX OR BLEND WITH THE PROVIDED "SEED SPECIFICATION" OR "SOD SPECIFICATION".
- REFERENCE LANDSCAPE PLAN FOR AREAS TO BE SEED OR LAID WITH SOD.
- SEEDING SHALL NOT BE PERFORMED IN WINDY WEATHER. IF THE SEASON OF THE PROJECT COMPLETION PROHIBITS PERMANENT STABILIZATION, TEMPORARY STABILIZATION SHALL BE PROVIDED IN ACCORDANCE WITH THE "TEMPORARY SEEDING SPECIFICATION".
- PROTECT LAWN AREAS AGAINST TRESPASSING WHILE THE SEED IS GERMINATING. FURNISH AND INSTALL FENCES, SIGNS, BARRIERS OR ANY OTHER NECESSARY TEMPORARY PROTECTIVE DEVICES. DAMAGE RESULTING FROM TRESPASS, EROSION, WASHOUT, SETTLEMENT OR OTHER CAUSES SHALL BE REPAIRED BY THE LANDSCAPE CONTRACTOR AT HIS EXPENSE. REMOVE ALL FENCES, SIGNS, BARRIERS OR OTHER TEMPORARY PROTECTIVE DEVICES ONCE LAWN HAS BEEN ESTABLISHED.

REVISED LANDSCAPING PLAN	ISSUED FOR MUNICIPAL RESUBMISSION	ISSUED FOR MUNICIPAL SUBMISSION	DESCRIPTION
01/08/2024	JV		BY
10/31/2023	JV		DATE
10/10/2023	JV		ISSUE
03	02	01	

NOT APPROVED FOR CONSTRUCTION

**STONEFIELD**  
engineering & design

Rutherford, NJ • New York, NY • Salem, MA  
Princeton, NJ • Tampa, FL • Detroit, MI  
www.stonefielddesign.com

120 Washington Street, Suite 201, Salem, MA 01970  
Phone 617.203.2076

**CHASE**  
PROPOSED BANK WITH DRIVE-THRU ATM

PROPERTY ID: 26-209-00-000  
330 FOND STREET  
TOWN OF ASHLAND  
MIDDLESEX COUNTY, MASSACHUSETTS

**STONEFIELD**  
engineering & design

JOSHUA H. KLINE, P.E.  
MASSACHUSETTS LICENSE NO. 53936  
LICENSED PROFESSIONAL ENGINEER

SCALE: AS SHOWN PROJECT ID: BOS-230025

TITLE:  
**LANDSCAPING DETAILS**

DRAWING:  
**C-6**