



Town of Ashland

M A S S A C H U S E T T S

Stormwater Advisory Committee

Agenda

Monday, November 26, 2018

6:00 PM

Meeting Room A

Town Hall, 101 Main St, Ashland, MA 01721

1. Town Meeting final prep and coordination




Stormwater Enterprise Fund Stormwater Management Utility

**Ashland Town Meeting
November 28, 2018**

***Take The Pledge
Help Reduce Pollution In Ashland***

v6c

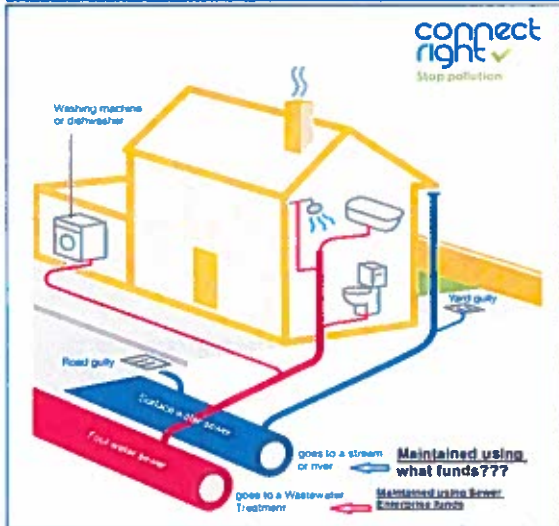
Think Blue Massachusetts -Video



Wastewater Pipes vs. Stormwater Pipes



Two Separate Systems



3

National Pollution Detection & Elimination System (NPDES)



Municipal Separate Storm Sewer Systems (MS4) Is about Pollution Reduction & Clean Water

- Based on the 1972 Federal Clean Waters Act
 - Sets water quality goals & mandates active management
- Wastewater / Stormwater cross connections
 - Stormwater flowing into Wastewater sewer system raises cost
 - Wastewater flowing into Stormwater system causes pollution
- Stormwater with pollutants from roads, parking lots, roofs, yards, etc.
 - Litter, animal waste, chemicals, oil, etc. > Pollutes wetlands and streams.
 - Can contaminate ground water sources of drinking water.
- Ashland must now **TEST** for pollutants
and **INSPECT** Stormwater system components

4



**The NEW 2016 MS4 Stormwater Permit is Both
A Mandate and An Opportunity**

- **Mandate**
 - We must comply or we will face penalties
- **Opportunity: we get . . .**
 - Investment in our Natural Resources
 - Protect public health and the environment
 - Make up for past mistakes
 - Opportunity to do it RIGHT !

5



- ✓ More pollution management
 - Illicit sewer discharge
 - Runoff controls
 - Construction & Post-construction Mgmt.
 - Extensive GIS mapping
- ✓ More inspections of storm drains, culverts, pipes and outfalls
- ✓ More street sweeping and catch basin cleaning
- ✓ More public involvement and education
- ✓ More planning & reporting
- ✓ More cost to the town
- ✓ More responsibility for all of us



6

Stormwater Cost



FY 19	\$ 200,000
FY 20	\$ 284,000
FY 21	\$ 294,000
FY 22	\$ 319,000
FY 23	\$ 296,000

**Five Year Total
\$ 1,400,000**

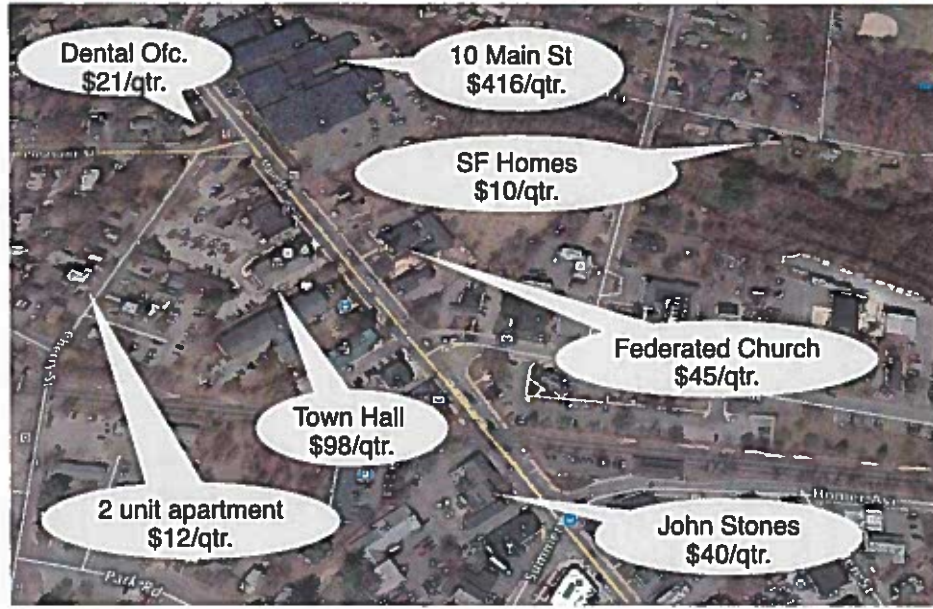
- ❖ MS4 is an ongoing program and will continue after FY23
- ❖ Needs consistent and dependable funding
- ❖ No room in General Fund budget for Stormwater without serious cuts to town services

Why An Enterprise Fund



- More equitable
 - Non-tax paying entities share the cost
 - Not just homeowners
- Commercial properties including apartments
 - Fee based on size of impervious area
 - Roofs, Parking Lots, Driveways
- E-Fund segregates funding and expenses
 - More visibility and control
- Dependable and sustainable funding for compliance
- Shows that Ashland is serious about Stormwater

Stormwater Fee Example



Thank You For Listening



Please support the Stormwater E-fund

E-Fund Revenue example



Homes, Condos and Undeveloped land: Flat charge \$40/yr. per parcel
Senior rate \$26/yr.
Commercial, Government and Other Non-tax Property:
@ 80¢ per 100 sq. ft. of Impervious Area

	# payees	FY19	FY20	FY21	FY22	FY23	Total
Required Stormwater Funding	6861	\$ 149,400	\$ 283,831	\$ 293,355	\$ 318,754	\$ 295,723	\$ 1,341,063
Additional FY2019 Funding from General Fund		\$ 150,000	0	0	0	0	\$ 150,000
Tier 1: Flat Charge per parcel @ \$10.00/qtr or \$40/yr	5160		\$ 206,400	\$ 206,400	\$ 206,400	\$ 206,400	\$ 825,600
Tier 1s: Senior abated rate single parcel @ \$6.50/qtr or \$26/yr	1489		\$ 38,714	\$ 38,714	\$ 38,714	\$ 38,714	\$ 154,856
Tier 2: Commercial & other @ \$.80 per 100 SF and \$20 per qtr base rate	200		\$ 79,324	\$ 79,324	\$ 79,324	\$ 79,324	\$ 317,296
Tier 2G: Town of Ashland properties @ \$.80 per 100 SF of I.A.	12		\$ 13,819	\$ 13,819	\$ 13,819	\$ 13,819	\$ 55,276
Total Revenue		\$ 150,000	\$ 338,257	\$ 338,257	\$ 338,257	\$ 338,257	\$ 1,503,028